



# ***Klargester*** Stormwater Attenuation Systems

Sustainable Drainage Solutions for Domestic & Commercial Applications



*Sustainable, Reliable, Affordable*



# Stormwater Attenuation Systems

Sustainable Drainage Solutions for Domestic & Commercial Applications

## Managing the Stormwater Challenge

As more river valleys become developed with hard surfaces (paths, roads and roofed areas) the volume of rainwater that runs off the land increases.

This can have a severe effect in a watercourse where flash floods can occur downstream where the volume of water entering the system can be extremely high due to a cumulative effect of development upstream.

- Global warming has also had an impact on the level of rainfall, which has gradually increased over the past few decades. This has accentuated the problem of stormwater entering waterways.
- Flash floods along with rising sea levels have been responsible for some severe flooding in recent years. This has led to rising insurance claims and leaving some areas as blackspots where insurance against flood damage cannot be obtained.



## Government Policy & Building Regulations - UK & Ireland

- Building Regulations Part H3
- Planning Policy Statement 3 (PPS3)
- Planning Policy Statement 25 (PPS25)
- CIRIA publications: 'The SuDS manual (C697)' and 'Site handbook for the construction of SuDS (C698)'
- Greater Dublin Strategic Drainage Policy

## Sustainable Drainage Systems (SuDS)

To address this problem, the drainage systems of towns, cities and developments have been surveyed and a policy of Sustainable Drainage Systems (SuDS) has been developed to counteract the problems being encountered.

- SuDS addresses issues of the quantity and quality of the water run-off from sites. Attenuation systems (tanks and rainwater harvesting systems) and separators (to remove oil contaminants from discharges) are required.
- To size the systems required, the flow rate from the development is calculated from rainfall records and the run-off rate for a particular type of surface, i.e. roadway, roofed area, grassed area, all of which allow surface water to run off at different rates. The design is normally based on the highest recorded rainfall in the previous 30 years, but this can vary.
- Most authorities limit the amount of rainfall run-off from a development to a level where the rate does not exceed the rate of discharge from a green field site (5ltrs/sec/hectare approx.) but this must be specified by the local authorities.
- A technical engineer should provide the design calculations for the surface water run-off in order to size a system. This should also include the flow rate allowed for discharge to a watercourse, and the required storage volume.

## How Does An Attenuation System Work?

When the peak inflow rate in a storm exceeds the allowed discharge into the watercourse, the excess flow has to be 'attenuated' on the site for the duration of the storm. This is then released at, or less than, the allowed discharge rate after the storm.

To store the excess volume and allow the correct discharge rate to go to the watercourse, a flow regulator is installed to 'bleed off' the correct maximum flow rate. The flow regulator can be a vortex type system or a simple orifice plate system.

The remainder of the water is stored either **in-line** or **off-line**, depending on the design.



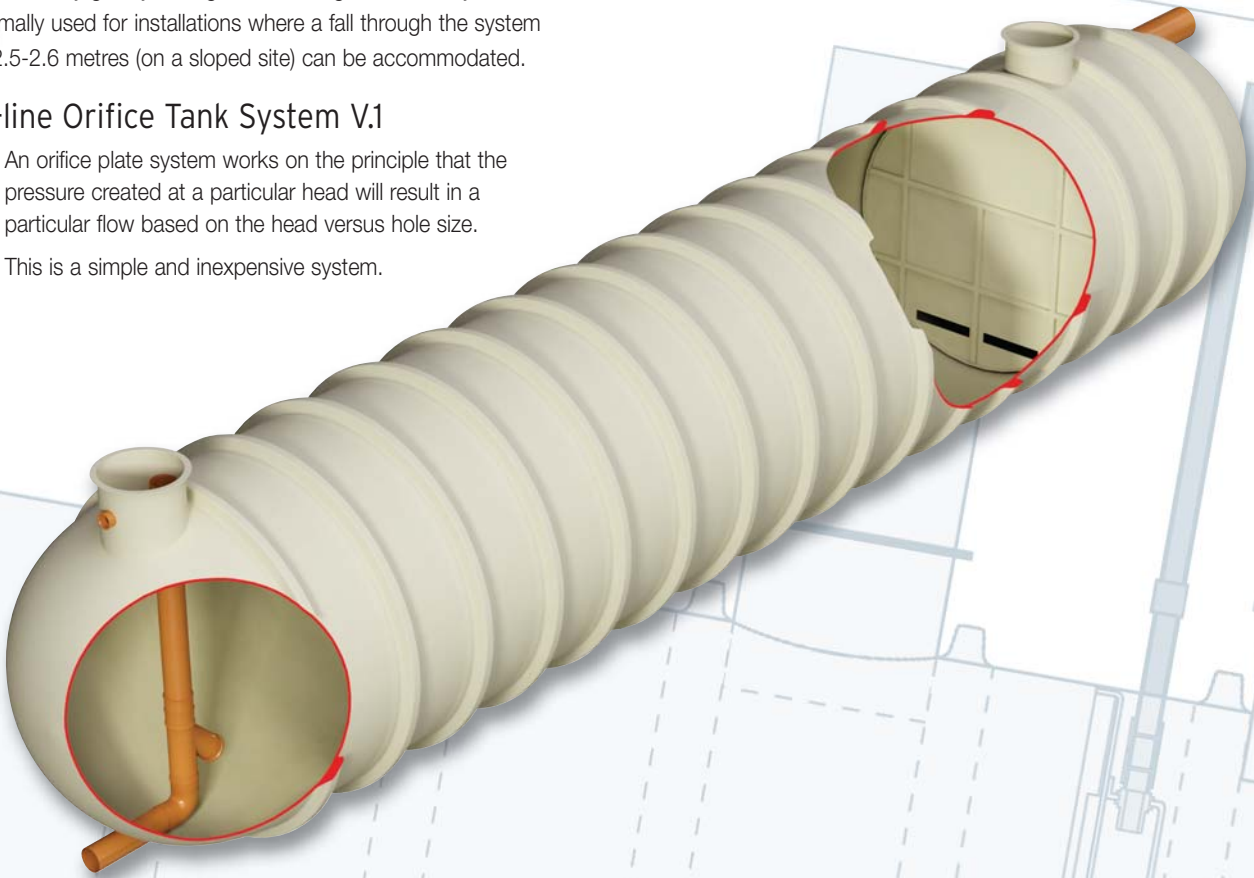
# In-line Attenuation Tanks

Overall length

**In-line** systems allow the water to back up through the tank and drain by gravity through the flow regulator. This system is normally used for installations where a fall through the system of 2.5-2.6 metres (on a sloped site) can be accommodated.


## In-line Orifice Tank System V.1

- An orifice plate system works on the principle that the pressure created at a particular head will result in a particular flow based on the head versus hole size.
- This is a simple and inexpensive system.



## In-line Vortex Tank System V.2

- A vortex flow regulator works on the principle of inducing a rotating flow around an opening at a high speed to limit the outflow of the liquid.
- This is the same principle that can be seen in a bath as it empties; the vortex reduces the flow from the bath even though there is a high head.

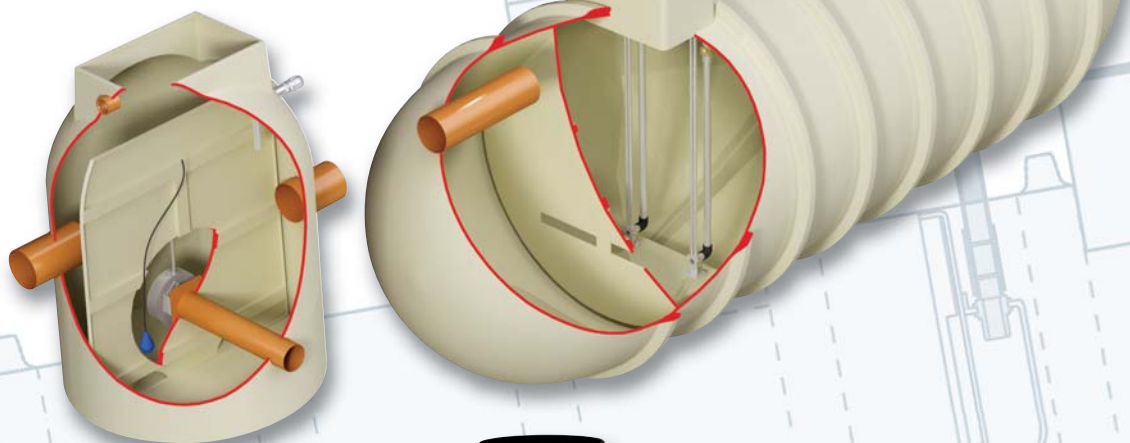


# Off-line Attenuation Tank

**Off-line** tank systems have the flow regulator in a separate chamber and allow the flow to build up and overspill into a storage tank, or tanks, adjacent to the chamber.

## Off-line Tank System V.3 (patent applied for)

- The storage tank is emptied using pumps which are activated when the level in the regulating chamber recedes after the storm.
- This system gives a shallow inlet to outlet dimension and can cater for larger flows.




# Separators

## Removing Pollutants from Surface Water Run-off

Surface water drains normally discharge to a watercourse or indirectly into underground waters (groundwater) via a soakaway. Contamination of surface water by oil, chemicals or suspended solids can cause these discharges to have a serious impact on the receiving water.

Separators do not provide attenuation. They are designed to be installed within surface water drainage systems to protect attenuation systems and receiving waters from pollution by oil. This may be present due to minor leaks from vehicles or plant, or from accidental spillage.

Separators should be installed upstream of the attenuation system to protect it from contamination by hydrocarbons.




- Full range to cover flow rates from 3 ltr/s up to 130 (Bypass) and 200 ltr/s (Full Retention)
- Full Retention Separator - treats the full flow delivered by the drainage system
- Bypass Separator - fully treats all flows generated by rainfall rates up to 6.5mm/hr
- Class I and II designs - Class II units meet discharge to foul sewer
- Fully certified to EN 858-1 standards and compliant to PPG3

*For further information please request a copy of the Klargester Separators brochure.*

# High Capacity Pumping Systems

As the specification by Municipal Agencies has increased over the years, emergency storage requirements have become a mainstay for most applications in line with current legislation.

To accommodate this, Kingspan Environmental has specifically developed a range of pumping stations which incorporate storage requirements which can be expanded to cater for most applications.



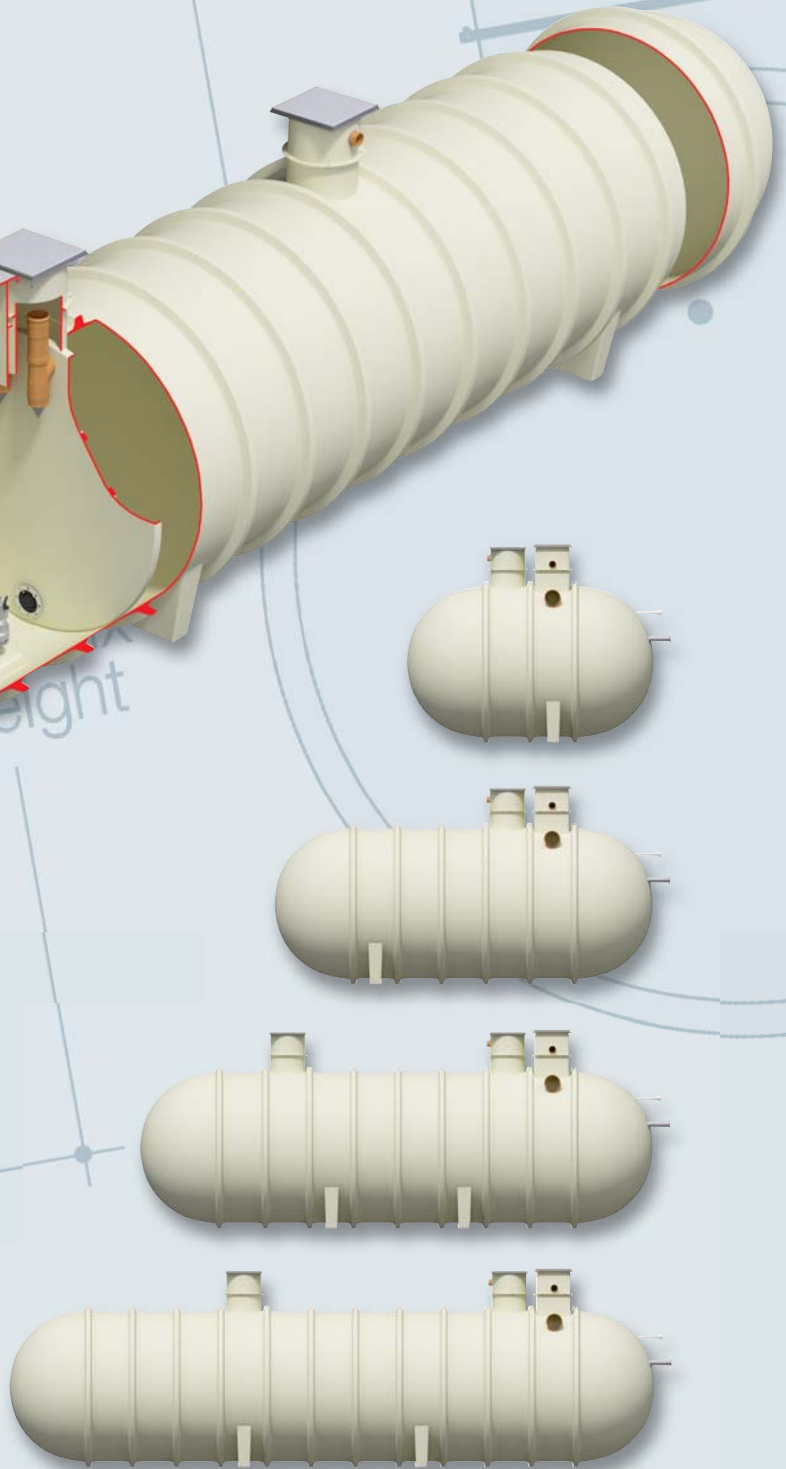
## Features

- Single tank installation up to 80m<sup>3</sup> (multiple tank systems available)
- Multiple valve chamber location and invert options
- Totally sealed system
- Factory pre-fabricated under controlled conditions to ensure consistent high quality construction

## Benefits

- Easy to install - one piece tank chamber
- Shallower excavation compared to concrete pumping stations

***For further information please request a copy of the Klargester Pumpstor24 brochure.***



# Rainwater Harvesting Systems



## Utilising a Free Resource from the Roof

Rainwater harvesting systems take the captured water from a buildings roof area and uses it for internal non-potable applications such as toilet flushing. The system stores the water in an underground tank rather than allowing the rainfall to otherwise soak into the ground, evaporate or enter the drainage system.

**KingspanWater**

Rainwater Harvesting has many advantages over other forms of Attenuation by delivering a number of tangible benefits including:

- Commercial properties can reduce their mains water consumption by up to 85%
- Recycled water applications include washing, toilet flushing, irrigation, etc.
- Utilises buildings' existing infrastructure
- Minimal installation requirements
- Rapid payback period on purchase costs on commercial sites

*For further information please request a copy of the KingspanWater Rainwater Harvesting brochure, or visit: [www.kingspanwater.com](http://www.kingspanwater.com)*

# Advice & Information

## Selecting the Right Solution

Sustainable Drainage Systems encompass much more than just installing a single product. The objective is to deal with the flow at source rather than traditional techniques that simply transfer the problem further down the drainage system.

Each site should be tackled with management and control measures designed to meet many of the following objectives:

- Control and management of stormwater run-off
- Reduce the impact of urbanisation
- Ensure the protection and enhancement of local water quality
- Enhancing the natural recharge of groundwater
- Reusing stormwater to reduce load on local resources
- Natural integration to the local environment

The Kingspan Environmental range of Attenuation products have been engineered not only as process solutions, but also to offer the user a modular system that incorporates the best practice in SuDS design.



## What Information is Required to Specify the System?

To specify the correct Attenuation Tank system the following information should be attained from the client or his representative:

<i>Peak inflow rate:</i>	... l/sec
<i>Attenuated outflow rate:</i>	... l/sec
<i>Attenuated storage volume required:</i>	... m <sup>3</sup>
<i>Inlet pipework diameter:</i>	... mm
<i>Proposed invert level of inlet pipe:</i>	... m
<i>Proposed invert level of outlet pipe:</i>	... m
<i>Area available for installation:</i>	... m <sup>2</sup>
<i>Is system under roadway/green area:</i>	.....
<i>Level of water table at installation location:</i>	... m

## Glossary of Terms

**SuDS – Sustainable drainage systems or sustainable (urban) drainage systems:** a sequence of management practices and control structures designed to drain surface water in a more sustainable fashion than some conventional techniques.

**Attenuation:** Reduction of peak flow and increased duration of a flow event.

**Catchment:** The area contributing surface water flow to a point on a drainage or river system.

**Flow control device:** Device to manage the movement of surface water into and out of an attenuation facility.

**Impermeable surface:** An artificial non-porous surface that generates a surface water run-off after rainfall.

**Infiltration device:** Device designed to aid infiltration of surface water into the ground.

**Orifice plate:** Structure with a fixed aperture to control the flow of water.

**Permeable surface:** Surface formed of material that is impervious to water but with voids in the surface which allows infiltration of water to the sub-base, e.g. concrete block paving.

**Pervious surface:** Surface that allows inflow of surface water into the underlying construction or soil.

**Pumping stations:** A pump station is a chamber with electrical pumps installed. They are designed simply to move a body of water uphill or over a long distance where gravity is insufficient to provide the required flow rate.

**Rainwater harvesting:** Process to collect rainwater where it falls, e.g. roofs, rather than allowing it to drain away.

**Soakaway:** Subsurface structure into which surface water flows to allow infiltration into the ground.

**Source control:** Control of run-off at or near its source, e.g. rainfall on a car park.

**Suspended solids (SS):** Undissolved particles in a liquid.

**Vortex flow control:** The induction of a spiral/vortex flow of water in a chamber to control or restrict the flow.

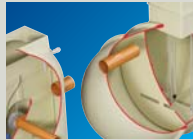
# Kingspan Environmental Solutions



Commercial Sewage Treatment Plants



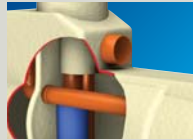
Large Capacity Pumping Stations



Stormwater Attenuation Systems



Residential & Commercial Rainwater Harvesting



Oil/Water Separators



Domestic Sewage Treatment Plants



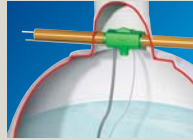
Packaged Pump Systems



Reed Beds



Domestic Rainwater Harvesting



Garden Watering Systems



Septic Tanks



Below Ground Storage Tanks



Grease & Silt Traps



Packaged Drainage Systems

## Klargester Environmental Approved Installers

Strategically located throughout the UK and Ireland, Klargester Environmental Approved Installers are appointed following a selection process which assesses their installation expertise, reputation and financial status.

These performance criteria, together with their design skills and knowledge of Klargester Environmental products are also reviewed to ensure that the highest levels of professionalism are maintained.

## Other Applications

As specialists in wastewater we are able to provide solutions for many different applications. Please contact us for further information.

## Kingspan Environmental Service

Who better to look after your wastewater product than the people who designed and built it?

Kingspan Environmental have a dedicated service division providing maintenance for wastewater and rainwater products.

Factory trained engineers are available for site visits as part of a planned maintenance contract or on a one-off call out basis.

To find out more about protecting your investment and ensuring peace of mind, contact us on **(NI) 028 302 54077**, **(IRL) 048 302 54077** or visit us online at **www.kingspanenvservice.com**



Accredited to  
BS EN ISO 9001: 2008  
BS OHSAS 18001: 2007



Issue No. 5: August 2010



Ireland: Unit 1a, Derryboy Road, Carnbane Business Park, Newry, Co. Down BT35 6QH  
(NI) Tel: +44 (0) 28 302 66799 Fax: +44 (0) 28 302 60046  
(IRL) Tel: 048 302 66799 Fax: 048 302 60046  
email: info@klargester.ie

Visit our website **www.klargester.ie**, or our company website **www.kingspanenv.com**

*Klargester is part of Kingspan Environmental.*

*In keeping with Company policy of continuing research and development and in order to offer our clients the most advanced products, Kingspan Environmental reserves the right to alter specifications and drawings without prior notice.*

